




Battery Charge Module

***Tired of a DEAD BATTERY in your
Maxi Stringing Trailer?***



Benefits

- ◆ Easy to install.
- ◆ Extends battery life.
- ◆ No overcharging batteries.
- ◆ Eliminate the need for jumper cables.
- ◆ Save yourself valuable time and money by installing our Battery Charge Module.

No more lost time due to a dead battery!

Call today! Same day shipping!

1-800-232-4742

Agri Drain
CORPORATION



How It Works

Our weatherproof battery charge module connects the vehicle's auxiliary battery charge to the trailer battery. It works with existing 12 volt trailer wiring (on trailers built May 2006 or later), including onboard 110V AC chargers. The module will charge the trailer battery when the vehicle engine is running and the alternator is putting out charge current. A red LED light on the module will be lit when the trailer battery is being charged. The vehicle and trailer batteries remain isolated when the module isn't charging. Operates in temperatures -20°F to 167°F .

Simple Install

Step 1

Open the control box where the battery is located.

Step 2

Attach the charging module to the inside of the trailer's battery box. Locate it just above and to the right of the battery location. Install with nuts and bolts provided.

Step 3

Connect the black wire with the ring terminal connects to the negative terminal of the battery.

Connect the red wire with the ring terminal connects to the positive terminal of the battery.





Connect the red wire from the charge module to the red wire from the wiring harness. (The wiring harness is located just behind the pump. Trim 1/2" off to expose wires and squeeze to connect the two red wires together.)

Step 4

Verify that the wiring on the connector and the wiring of the vehicle match.

Note: A red LED light on the module will be lit when the trailer battery is being charged. The light may pulse on and off for a short period of time if the trailer battery voltage is low.

Charge module kit includes: (1) module, (1) wiring harness (if necessary), (2) bolts, and (2) nuts.



Don't slow down your tiling...

Call today! Same day shipping!

1-800-232-4742

Agri Drain
CORPORATION

1462 340th St. • Adair, IA 50002 • Ph: 800-232-4742 • Fax: 800-282-3353 • www.agridrain.com